Kindy Maths with Miss K and Coco

Patterns with Objects and Pictures

K Maths 3.3

We are learning

To make patterns with objects and pictures.

Colour a star when you can do it!



I can make a pattern with objects.



I can say what comes next.



I can say the part that repeats.

Key words

pattern, repeat, objects, pictures, what comes next

Grown-ups: try this at home

Go on a pattern hunt at home: fences, tiles, clothes and plates.

Kindy Maths with Miss K and Coco

Your turn!

K Maths 3.3

Watch the video, then answer these questions.

Question 1



What comes next? Shout it out!

My answer: ____

Question 2

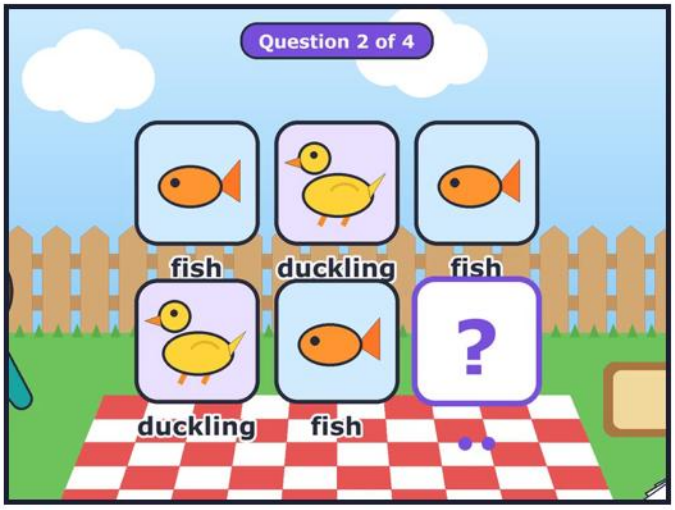

What comes next? Shout it out!

My answer: ____

Question 3

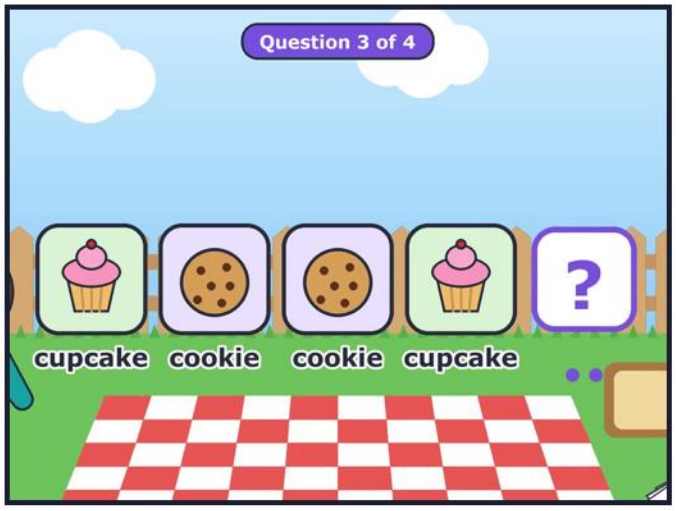

What comes next? Shout it out!

My answer: ____

Question 4



What comes next? Shout it out!

My answer: ____

For grown-ups

Answers

1. Apple!
2. Duckling!
3. Cookie!
4. Cat!

Cut out this ten frame and fill it with small toys, pasta or buttons.

