Kindy Maths with Miss K and Coco

Sorting Shapes

K Maths 5.1

We are learning

To sort shapes and say how we sorted them.

Colour a star when you can do it!



I can sort shapes by shape.



I can sort shapes by size.



I can say how shapes were sorted.

Key words

shape, circle, square, triangle, rectangle, sort, round, corners, big, small

Grown-ups: try this at home

Tip out some blocks or buttons and sort them two ways: by shape, then by size. Ask: how did we sort them?

Kindy Maths with Miss K and Coco

Your turn!

K Maths 5.1

Watch the video, then answer these questions.

Question 1



Can you find a triangle? Point to it!

My answer:

Question 2



How did Coco sort them? Shout it out!

My answer:

Question 3

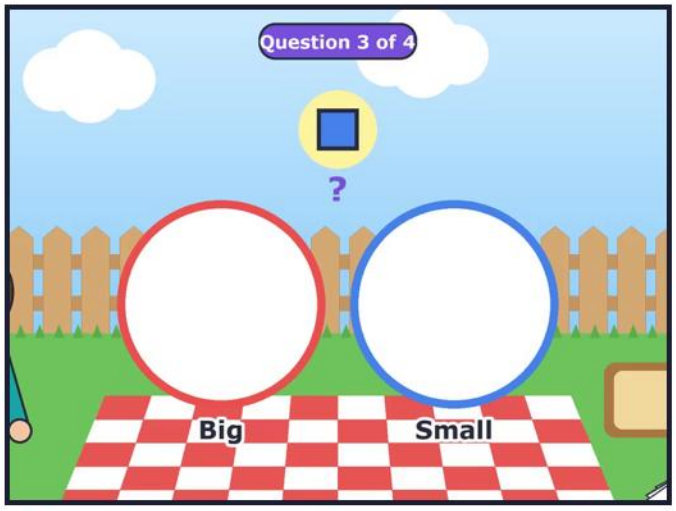

Where does this small square go?

My answer:

Question 4



How did Coco sort them? Shout it out!

My answer:

Answers

1. There! The roof and the flag are triangles.
2. Round shapes, and shapes with corners!
3. Small!
4. Big shapes, and small shapes!

Cut out this ten frame and fill it with small toys, pasta or buttons.

