Kindy Maths with Miss K and Coco

Circles and Squares

K Maths 5.2

We are learning

To name and describe circles and squares.

Colour a star when you can do it!



I can name a circle and a square.



I can count the sides and corners of a square.



I can find circles and squares around me.

Key words

circle, square, round, side, corner, straight, same length, roll, turn

Grown-ups: try this at home

Hide a plate or a cracker under a tea towel and show just the edge. Ask: is it a circle or a square? How do you know?

Kindy Maths with Miss K and Coco

Your turn!

K Maths 5.2

Watch the video, then answer these questions.

Question 1



Which one is the circle? Point to it!

My answer:

Question 2

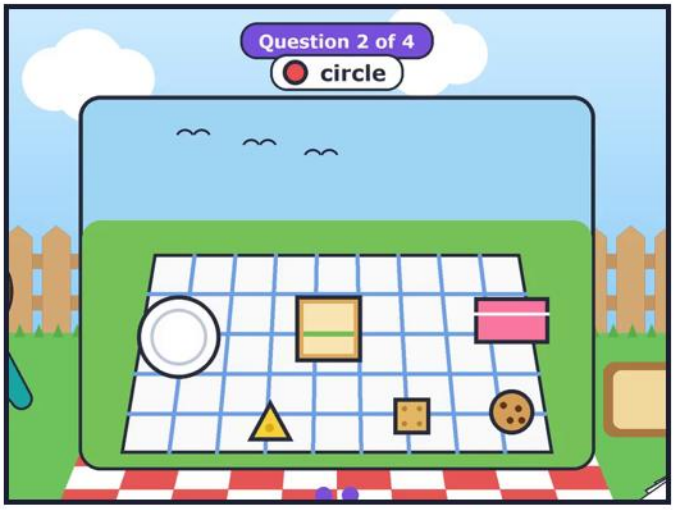

Can you find a circle on the picnic rug? Point to it!

My answer:

Question 3

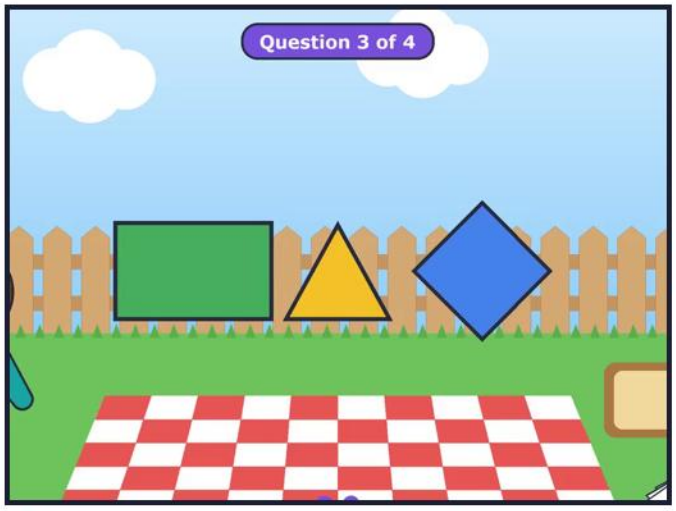

Which one is the square? Look carefully!

My answer:

Question 4

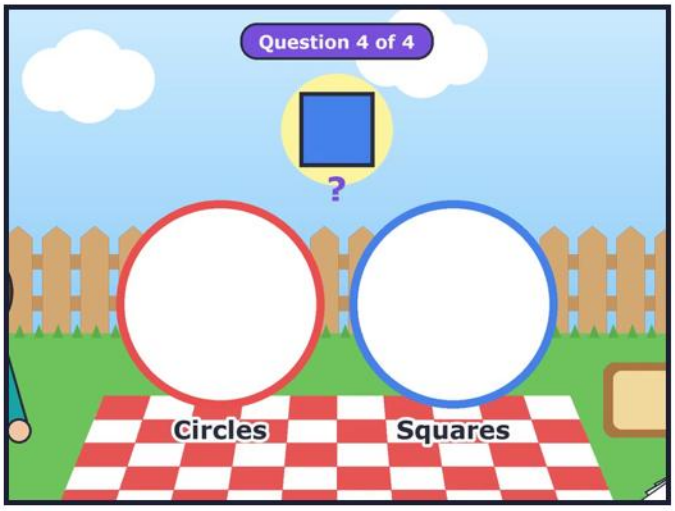

Where does this square go?

My answer:

Answers

1. That one! The circle is round.
2. There! The plate and the cookie are circles.
3. That one! It's turned, but it's still a square.
4. Squares!

Cut out this ten frame and fill it with small toys, pasta or buttons.

