Kindy Maths with Miss K and Coco

Triangles and Rectangles

K Maths 5.3

We are learning

To name and describe triangles and rectangles.

Colour a star when you can do it!

 **I can name a triangle and a rectangle.**

 **I can count their sides and corners.**

 **I can tell if a shape is a triangle.**

Key words

triangle, rectangle, side, corner, straight, long, short, closed, turned

Grown-ups: try this at home

Draw some triangles and some tricky not-triangles (one with a gap, one with a curved side). Ask: is it a triangle? How do you know?

Kindy Maths with Miss K and Coco

Your turn!

K Maths 5.3

Watch the video, then answer these questions.

Question 1



Which one is the triangle? Point to it!

My answer:

Question 2

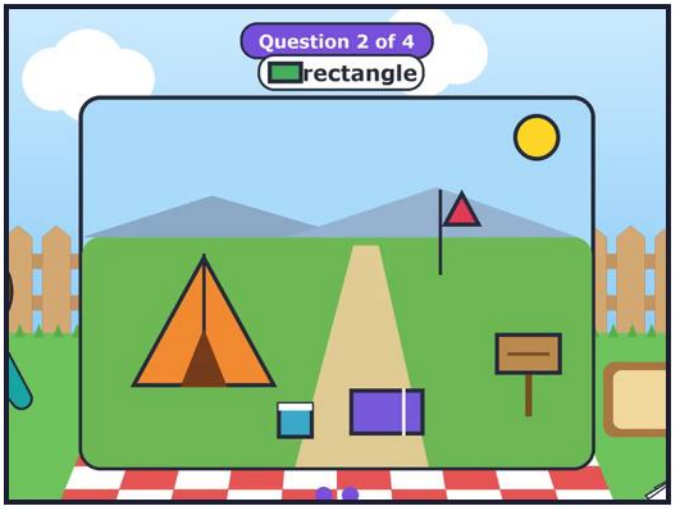

Find a rectangle at the camp! Point to it!

My answer:

Question 3

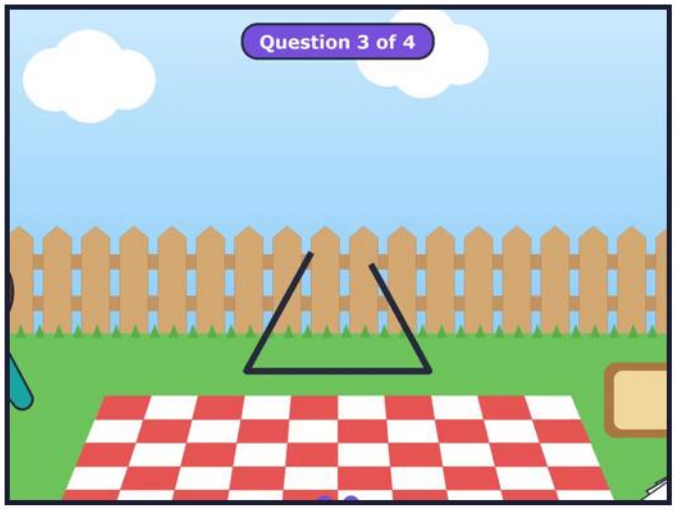

Is this a triangle? Yes or no?

My answer:

Question 4

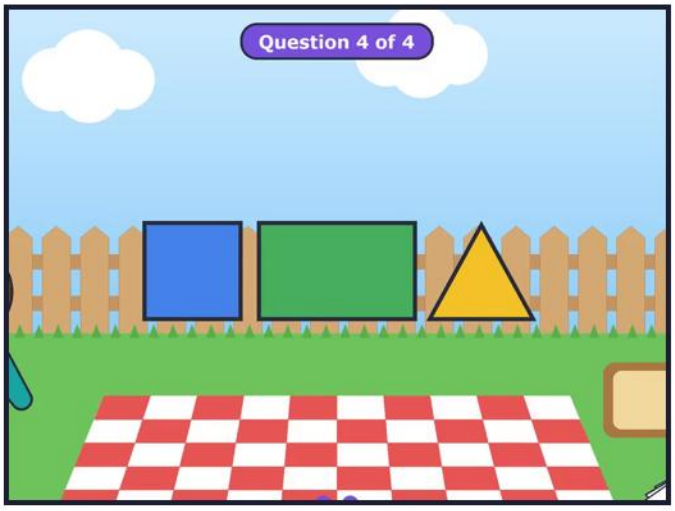

Which one has two long sides and two short sides?

My answer:

Answers

1. That one! It's upside down, but it's still a triangle.
2. There! The sign and the sleeping bag are rectangles.
3. No! The sides don't join up. A triangle is closed.
4. The rectangle!

Cut out this ten frame and fill it with small toys, pasta or buttons.

