Kindy Maths with Miss K and Coco

Building with 3D Objects

K Maths 5.6

We are learning

To build with 3d objects and see which ones stack.

Colour a star when you can do it!



I can say which objects stack.



I can build a model with 3D objects.



I can find a flat shape on a 3D object.

Key words

stack, flat, curved, cube, cylinder, sphere, cone, face, build, model

Grown-ups: try this at home

Build a tower with blocks, tins and a ball. Guess first: will it stack? Then try it. Stamp a block in paint to see its square face.

Kindy Maths with Miss K and Coco

Your turn!

K Maths 5.6

Watch the video, then answer these questions.

Question 1

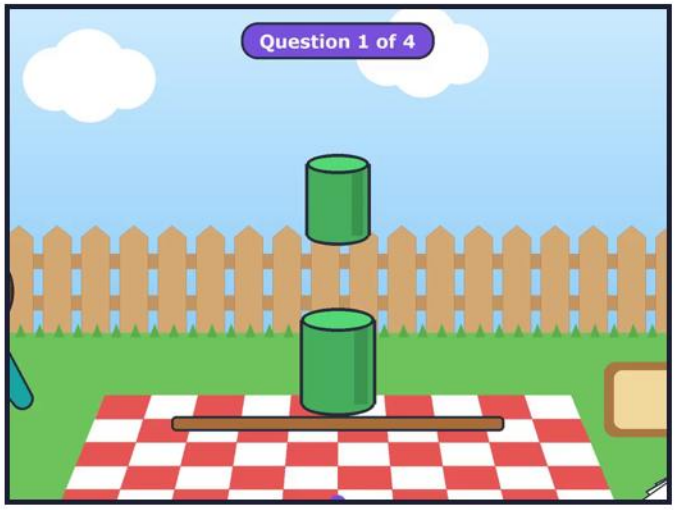

Will the cylinder stack on the cylinder? Yes or no?

My answer: ____

Question 2



Which one is best for stacking? Point to it!

My answer: ____

Question 3

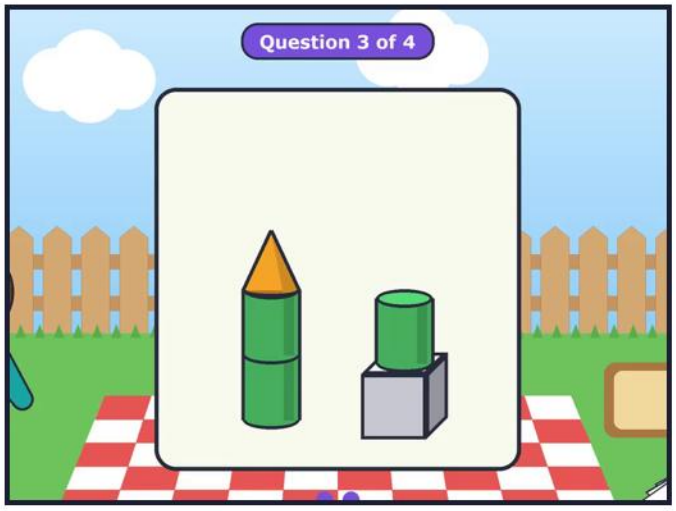

How many cylinders in Coco's towers? Count them!

My answer: ____

Question 4

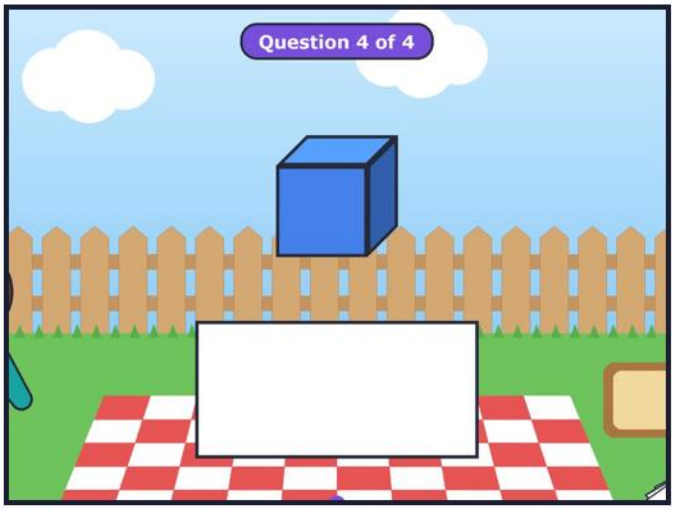

What shape will it print? Shout it out!

My answer: ____

For grown-ups

Answers

1. Yes! Flat on flat. It stacks.

2. The cube! All its faces are flat.

3. One.

4. A square! The cube's flat face is a square.

Cut out this ten frame and fill it with small toys, pasta or buttons.

