Kindy Maths with Miss K and Coco

Comparing Lengths Fairly

K Maths 6.2

We are learning

To compare lengths fairly.

Colour a star when you can do it!



I can line up the ends to compare.



I can say a bent rope is still the same length.



I can use a string to compare.

Key words

length, longer, shorter, line up, ends, start line, compare, same length, string

Grown-ups: try this at home

Compare two shoes or two pencils. First hold them with the ends not lined up, then line them up. Which way is fair?

Kindy Maths with Miss K and Coco

Your turn!

K Maths 6.2

Watch the video, then answer these questions.

Question 1

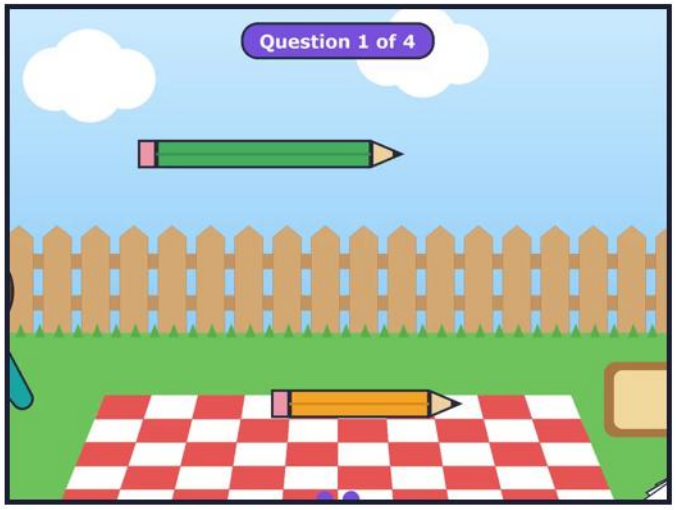

Which pencil is longer?

My answer: ☐

Question 2

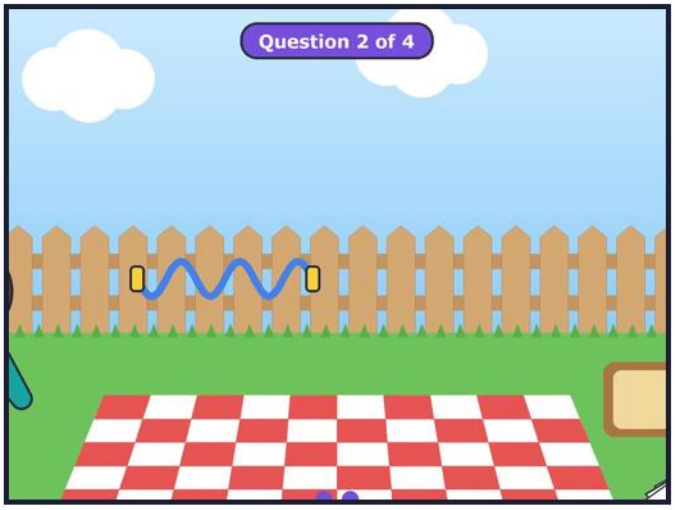

Is the rope still the same length?

My answer: ☐

Question 3

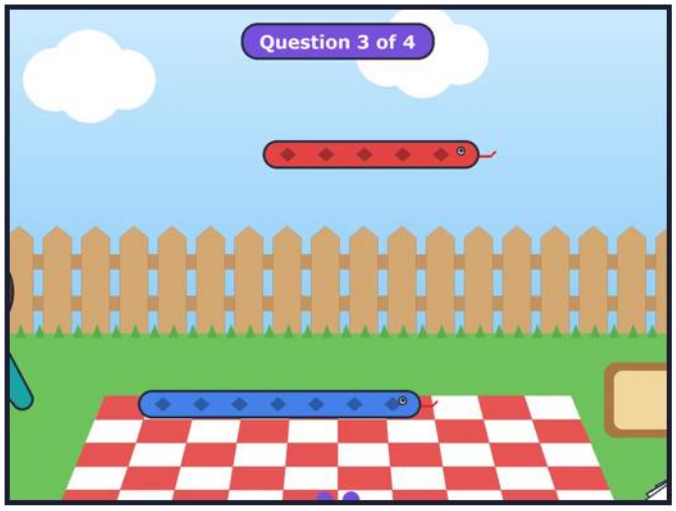

Which snake is shorter?

My answer: ☐

Question 4

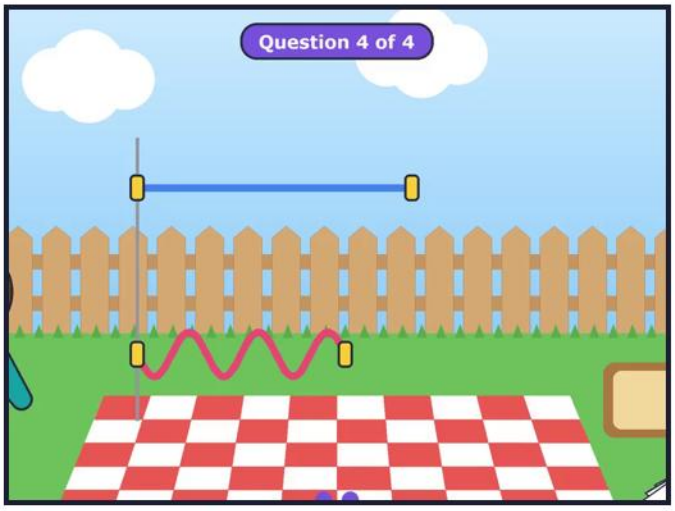

Which rope is longer?

My answer: ☐

Answers

1. Hmm. Are the ends lined up?

2. Yes! Let's pull it straight again. Bending a rope doesn't change its length.

3. Hmm. Are the ends lined up?

4. Hmm. This rope is wiggly. Let's pull it straight!

Cut out this ten frame and fill it with small toys, pasta or buttons.

