Kindy Maths with Miss K and Coco

Unit 8 Review: Treasure Map

K Maths 8.4

We are learning

To show what we know about position and directions.

Colour a star when you can do it!

 I can say where things are.

 I can follow directions on a map.

 I can use first, second, third, left and right.

Key words

in, on, under, next to, behind, up, down, left, right, first, second, third

Grown-ups: try this at home

Draw a treasure map of your room and give directions to find a hidden toy.

Kindy Maths with Miss K and Coco

Your turn!

K Maths 8.4

Watch the video, then answer these questions.

Question 1



Is the ball on the table, or under the table?

My answer: ____

Question 2

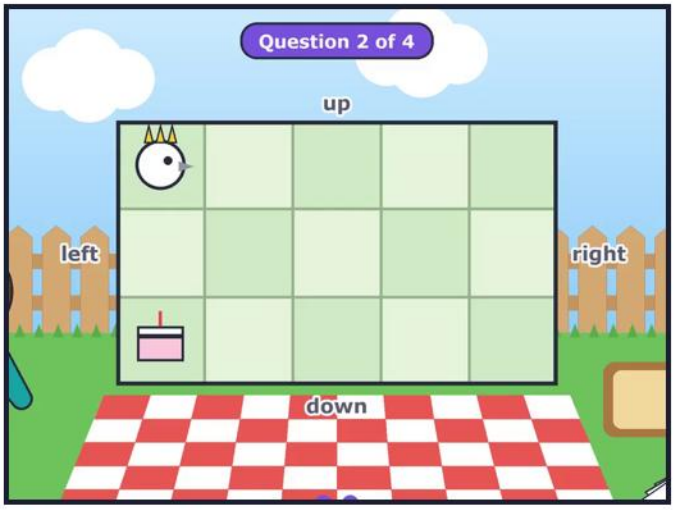

Which way should Coco go?

My answer: ____

Question 3



Which car came third?

My answer: ____

Question 4



Is the ball on Sam's left, or right?

My answer: ____

For grown-ups

Answers

1. The ball is on the table!
2. Go down two.
3. The red car came third!
4. On Sam's left!

Cut out this ten frame and fill it with small toys, pasta or buttons.

