Year 1 Maths with Miss K and Coco

The Hundreds Chart

Y1 Maths 1.3

We are learning

To find and read numbers on a hundreds chart.

Colour a star when you can do it!



I can find a number on the chart.



I can see one more across a row.



I can see ten more down a column.

Key words

hundreds chart, row, column, one more, ten more, across, down

Grown-ups: try this at home

Print a hundreds chart, cover a few numbers with coins and ask your child to name the hidden numbers.

Year 1 Maths with Miss K and Coco

Your turn!

Y1 Maths 1.3

Watch the video, then answer these questions.

Question 1



What number is hiding?

My answer:

Question 2



What number is under forty-six?

My answer:

Question 3



What number is hiding?

My answer:

Question 4



What comes after ninety-nine?

My answer:

For grown-ups

Answers

1. Seventy-three!
2. Fifty-six!
3. Ninety!
4. One hundred!

Fill in the missing numbers on the hundreds chart.

1	2	3	4	5	6		8	9	10
	12	13		15	16	17	18	19	20
		23	24	25	26	27		29	30
31	32		34		36	37	38	39	40
41		43		45	46	47	48		50
51	52	53	54			57	58	59	60
61	62		64	65		67	68	69	
71	72	73	74	75	76		78	79	80
81	82	83		85	86	87		89	90
	92	93	94	95	96	97			100