Year 1 Maths with Miss K and Coco

Partitioning Two-Digit Numbers

Y1 Maths 1.7

We are learning

To split two-digit numbers into tens and ones in different ways.

Colour a star when you can do it!



I can split a number into tens and ones.



I can break a ten into ten ones.



I can find the missing part.

Key words

partition, split, tens, ones, break a ten, missing part

Grown-ups: try this at home

Make a number with bundles of ten and loose things. Undo one bundle and ask: is it still the same number?

Year 1 Maths with Miss K and Coco

Your turn!

Y1 Maths 1.7

Watch the video, then answer these questions.

Question 1

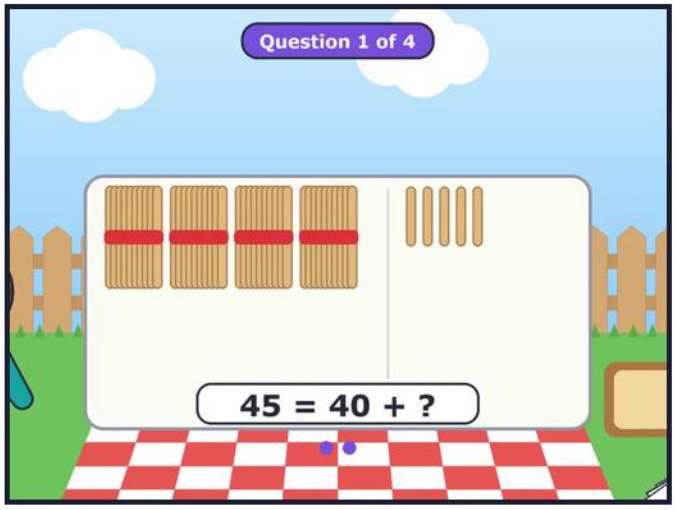

Forty-five is four tens and how many ones?

My answer: ☐

Question 2

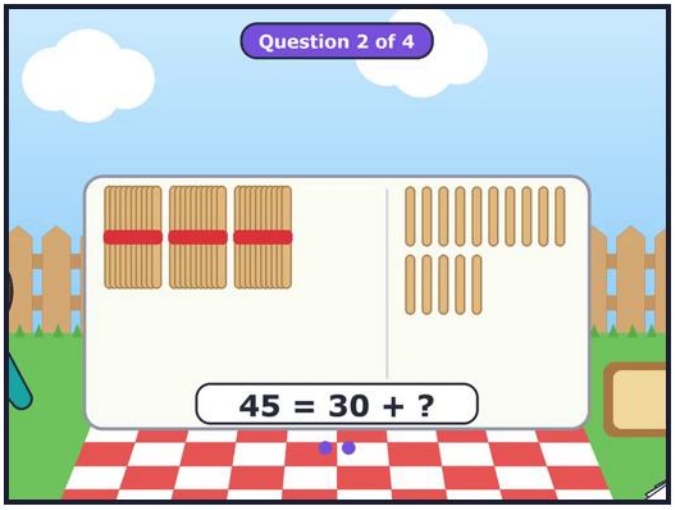

Forty-five is three tens and how many ones?

My answer: ☐

Question 3

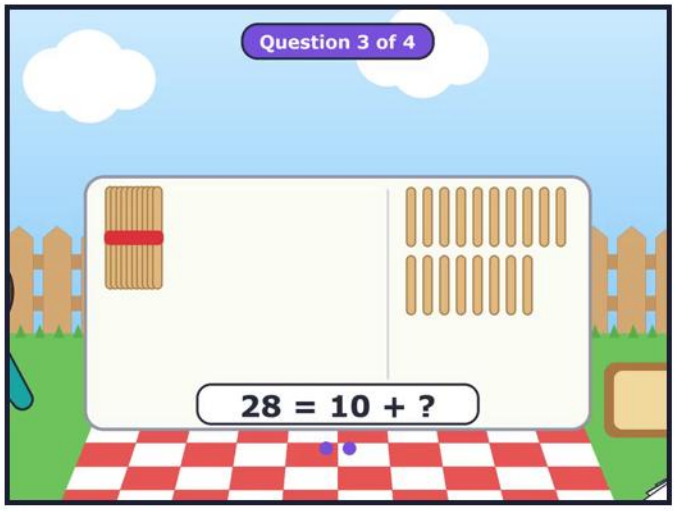

Twenty-eight is one ten and how many ones?

My answer: ☐

Question 4

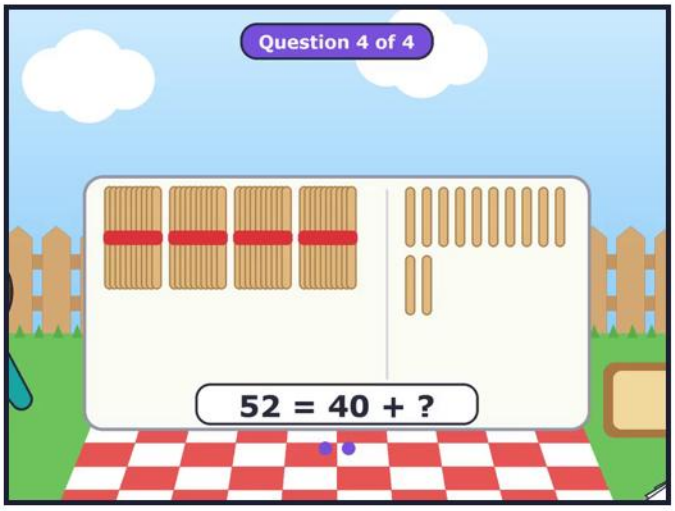

Fifty-two is four tens and how many ones?

My answer: ☐

For grown-ups

Answers

1. Five ones! Forty plus five is forty-five.

2. Fifteen ones! Thirty plus fifteen is forty-five.

3. Eighteen ones! Ten plus eighteen is twenty-eight.

4. Twelve ones! Forty plus twelve is fifty-two.

Fill in the missing numbers on the hundreds chart.

1	2	3	4	5	6		8	9	10
	12	13		15	16	17	18	19	20
		23	24	25	26	27		29	30
31	32		34		36	37	38	39	40
41		43		45	46	47	48		50
51	52	53	54			57	58	59	60
61	62		64	65		67	68	69	
71	72	73	74	75	76		78	79	80
81	82	83		85	86	87		89	90
	92	93	94	95	96	97			100